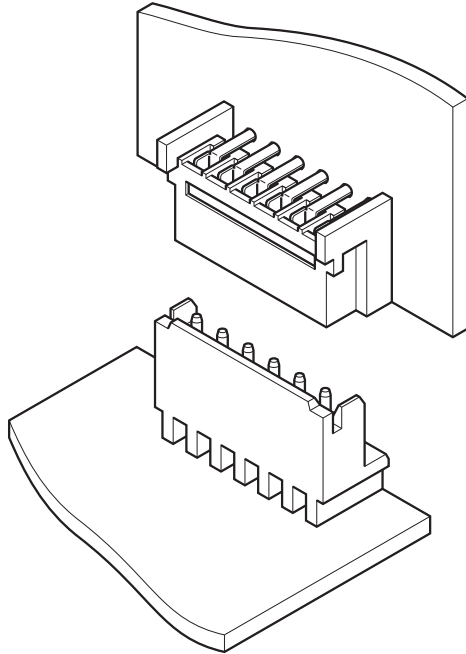


MQ CONNECTOR

2.0 mm pitch/Board-to-Board connectors/Mating style



Measuring 2.0 mm in pitch, 9.2 mm in mounting height and 5.5 mm in thickness, this board-to-board connector makes high-density mounting of components in electronic products possible. It is ideal for small electronic products, such as portable VCRs and video cameras, which require high-density mounting and high reliability.

- Back-up support spring construction
- Superior mating operability
- Clinching corresponding to a wide range of PC board thickness

■ Standards

☞ :Recognized E 60389

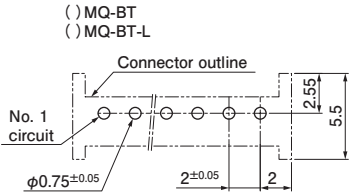
■ Specifications

- Current rating: 1 A AC/DC
- Voltage rating: 250 V AC/DC
- Temperature range: -25°C to +85°C
(including temperature rise in applying electrical current)
- Contact resistance:
 - Initial value/ 10 mΩ max.
 - After environmental tests/ 20 mΩ max.
- Insulation resistance: 1,000 MΩ min.
- Withstanding voltage:
 - There shall be no breakdown or flashover while applying 800 VAC for one minute.
- Applicable PC board thickness: 1.2 mm to 1.6 mm
- * Please refer to the "Handling Precautions for Terminals and Connectors" on our website (listed in the "Technical Documents" column on the Product Information page) before use.
- * RoHS2 compliance
- * Dimensional unit: mm
- * Contact JST for details.

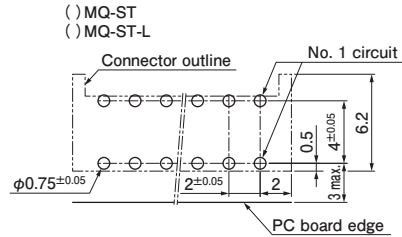
MQ CONNECTOR

PC board layout and Assembly layout

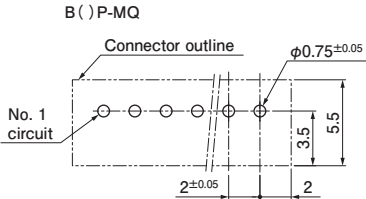
Socket/ Top entry type



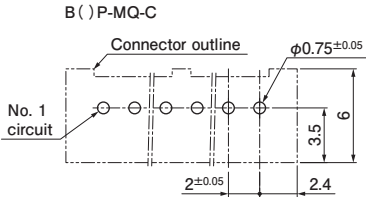
Socket/ Side entry type



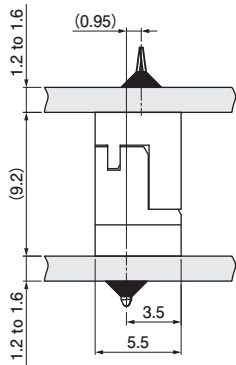
Header



Low insertion force type Header

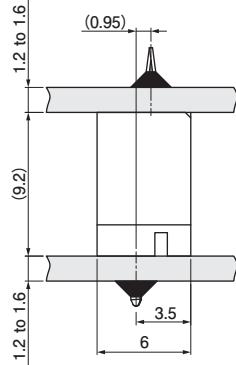


Top entry type

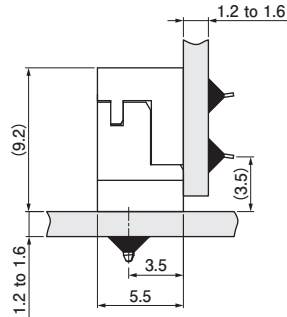


Low insertion force type

Top entry type

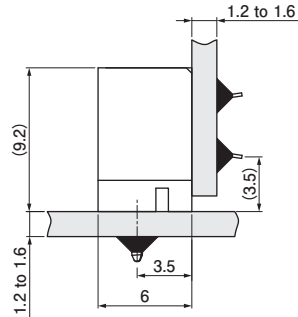


Side entry type



Low insertion force type

Side entry type

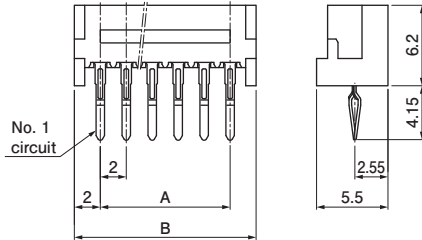


- Note: 1. The PC board layout is the figure viewed from the connector mounting side.
 2. Tolerance for the PCB hole pitch shall be ± 0.05 and shall not accumulate.
 3. Hole dimensions differ according to the type of PC board and piercing method.
 The above dimensions are reference values. Please contact JST for details.

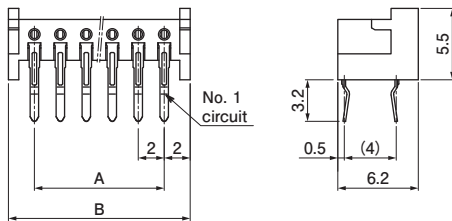
MQ CONNECTOR

Socket

Top entry type



Side entry type

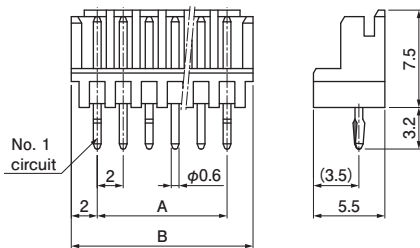


No. of circuits	Model No.		Dimensions (mm)		Q'ty/box	
	Top entry type	Side entry type	A	B	Top entry type	Side entry type
5	05MQ-BT	05MQ-ST	8.0	12.0	500	500
6	06MQ-BT	06MQ-ST	10.0	14.0	500	500
7	07MQ-BT	07MQ-ST	12.0	16.0	500	500
8	08MQ-BT	08MQ-ST	14.0	18.0	500	250
9	09MQ-BT	09MQ-ST	16.0	20.0	500	250
10	10MQ-BT	10MQ-ST	18.0	22.0	250	250
12	12MQ-BT	12MQ-ST	22.0	26.0	250	250

Material and Surface finish, etc.

Contact: Copper alloy, tin-plated
Socket housing: Polyamide, UL94V-0, natural

Header



No. of circuits	Model No.	Dimensions (mm)		Q'ty/box
		A	B	
5	B5P-MQ	8.0	12.0	500
6	B6P-MQ	10.0	14.0	500
7	B7P-MQ	12.0	16.0	500
8	B8P-MQ	14.0	18.0	500
9	B9P-MQ	16.0	20.0	500
10	B10P-MQ	18.0	22.0	250
12	B12P-MQ	22.0	26.0	200

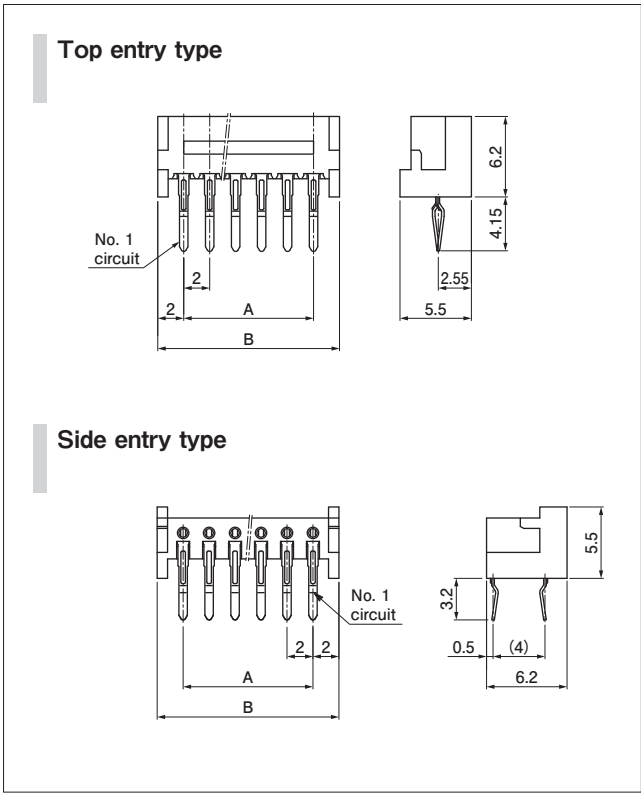
Material and Surface finish, etc.

Pin: Copper alloy, copper-undercoated, tin-plated
Wafer: Polyamide, UL94V-0, natural

Note: This product displays (LF) (SN) on a label.

MQ CONNECTOR

Low insertion force type Socket

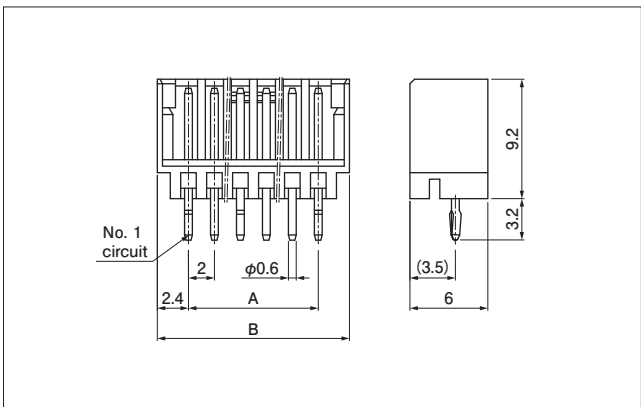


No. of circuits	Model No.		Dimensions (mm)		Q'ty/box	
	Top entry type	Side entry type	A	B	Top entry type	Side entry type
4	04MQ-BT-L	04MQ-ST-L	6.0	10.0	500	500
5	—	05MQ-ST-L	8.0	12.0	—	500
6	—	06MQ-ST-L	10.0	14.0	—	500
7	—	07MQ-ST-L	12.0	16.0	—	500
8	08MQ-BT-L	08MQ-ST-L	14.0	18.0	500	250
9	—	09MQ-ST-L	16.0	20.0	—	250
10	—	10MQ-ST-L	18.0	22.0	—	250
12	—	12MQ-ST-L	22.0	26.0	—	250

Material and Surface finish, etc.

Contact: Copper alloy, tin-plated
Socket housing: Polyamide, UL94V-0, gray

Low insertion force type Header



No. of circuits	Model No.	Dimensions (mm)		Q'ty/box
		A	B	
4	B4P-MQ-C	6.0	10.8	500
5	B5P-MQ-C	8.0	12.8	500
6	B6P-MQ-C	10.0	14.8	500
7	B7P-MQ-C	12.0	16.8	250
8	B8P-MQ-C	14.0	18.8	250
10	B10P-MQ-C	18.0	22.8	250
12	B12P-MQ-C	22.0	26.8	200

Material and Surface finish, etc.

Pin: Copper alloy, copper-undercoated, tin-plated
Wafer: Polyamide, UL94V-0, gray

Note: This product displays (LF) (SN) on a label.